

Commission Example:

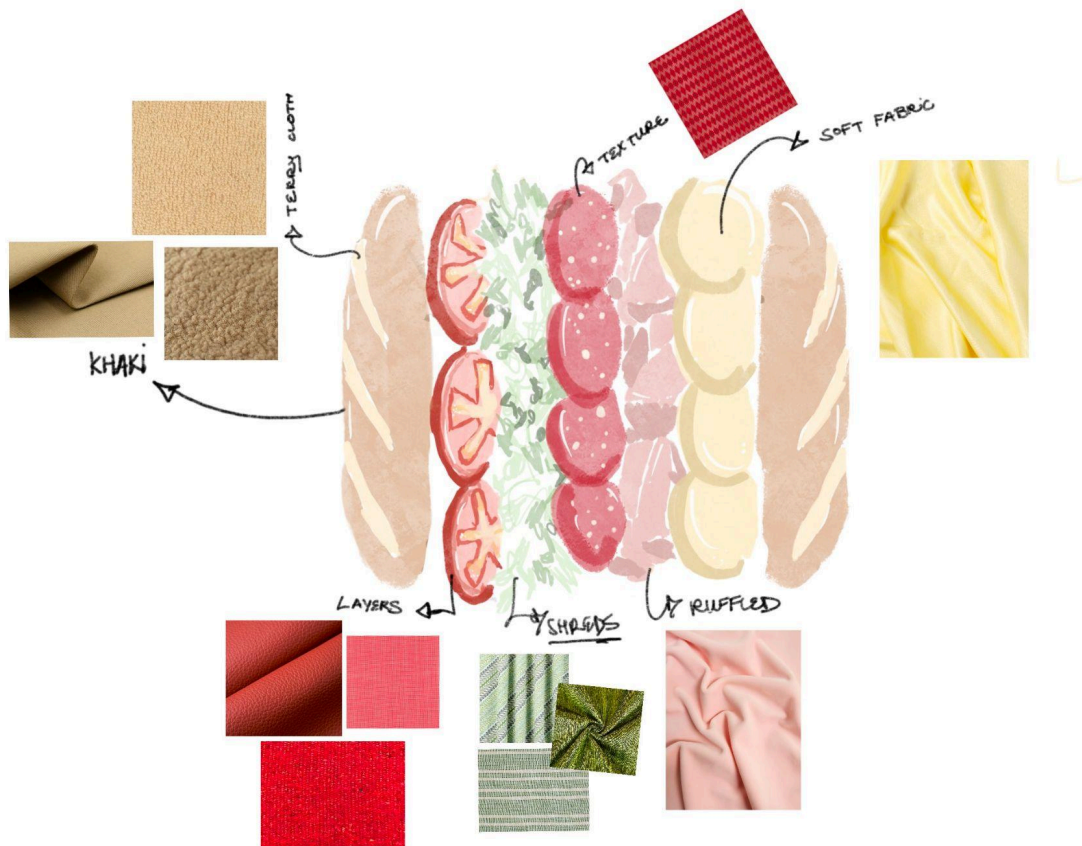
The following was sent to my client after they shared with me their initial ideas.

My thought process is as follows.

From our conversation, I gathered that our main subject would somehow be an Italian sub. I immediately envisioned fabrics as a material that could easily reflect a sub. Terry cloth bun, silky cheese, and oh the curl of the fabric that just makes you wanna take a chomp. The conversation transformed when we zoomed in on my client's connection to NYC. What is more iconic than the NYC Subway? And a Sub on a Subway? It's the duo we have all been waiting for.

Here are the digital sketches I came up with.


TactITALIAN Sub



I think this piece may be a great option for a multitude of reasons, one being I would love to touch all of these fabrics together. Another being that it would exhibit well at a small size. Most importantly, I think it captures my client's iconic sense of style.

However, I know my client and I know she is also one silly, goofy girl. So I explored Sub on a Subway and this is what my brain and hands created.

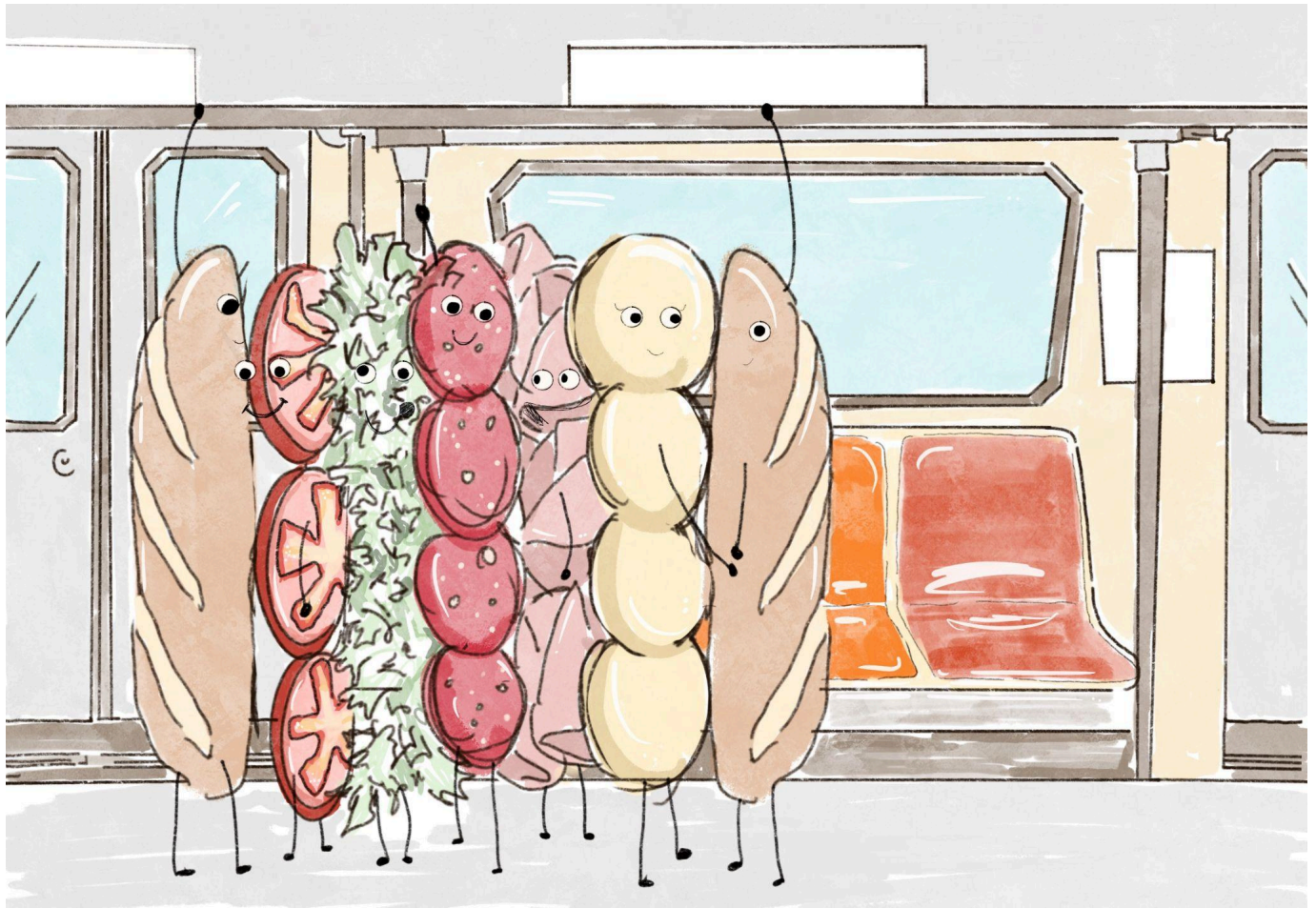
Sub on a Subway



I would use watercolor paints to create the subway car. The sub would be a combination of watercolor and acrylic paint. I would utilize a cutting and layering method to create dimension in the piece. The advantage of this piece is that there is an opportunity to customize both Subway signs as well as add a custom poster to the wall.

Now of course, I had to get a little local feedback and my brother shared he thinks the sub NEEDS to be personified. So I did give them all eyeballs and mouths. Peep at your own risk.

Meats Meeting on the Subway



I had to indulge him, but I just can't get behind it. Although I do think the provolone cheese and sandwich bun make a beautiful couple.

I look forward to hearing your feedback!

My client then shared her final thoughts and her artwork was completed and shipped out to its new owner.